



Zion Outdoors 2024

Hardscape Comparison Guide



Hi Neighbors,

"Welcome to our comprehensive Hardscape Product Comparison Guide, designed to be your trusted companion in navigating the myriad choices available for transforming your outdoor spaces. Choosing the right hardscape material is a pivotal decision for homeowners, as it not only influences the aesthetic appeal of patios, walkways, and other outdoor areas but also plays a crucial role in durability and long-term satisfaction. In this guide, we meticulously break down and compare various hardscape options, from timeless classics like concrete and travertine to innovative materials such as Gem-scape™. Whether you're seeking durability, elegance, or a blend of both, our guide is here to simplify the decision-making process, empowering you to make informed choices that align seamlessly with your vision for the perfect outdoor haven."

Your Friends, Zion Outdoors



ZION
— OUTDOORS —


Product Description and Installation

Product




Broom Finish Concrete

Broomed finish concrete is a textured surface achieved by running a broom over freshly poured concrete, creating small, parallel grooves that enhance traction and provide a non-slip surface.




Spray-Deck

Spray deck is a textured, non-slip coating that slightly enhances the aesthetic appeal on concrete.




Stamped Overlay/Stencil

A concrete stencil patio gives existing concrete a personalized and artistic touch.




Flake Epoxy

Flake epoxy flooring is a seamless, high-performance coating that incorporates decorative flakes, providing a durable surface and unique appearance making it ideal for garages or interior warehouses.



Stamped Concrete

Stamped concrete mimics the look of natural materials by impressing patterns and textures onto freshly poured concrete, creating a cost-effective, aesthetically pleasing surface for various outdoor spaces.



Rubber Floor

Rubber coating is a flexible and resilient protective layer that can be applied to surfaces, offering impact resistance, slip resistance, and durability making it ideal for industrial floors.

Product Description and Installation

Product



Synthetic Turf

Synthetic turf, also known as artificial grass, is a realistic and low-maintenance alternative to natural grass, offering a lush, green surface that remains vibrant year-round, making it ideal for residential and commercial landscaping.




Pea Gravel Overlay

A pea gravel overlay involves embedding small, rounded pebbles into a resin or concrete mixture, resulting in a textured surface that gives it the natural charm of gravel.




Gem-scape™

Gem-scape™ is a cutting-edge hardscape material that combines the elegance of natural gemstones with durable concrete, creating a luxurious and customizable surface for patios, walkways, and outdoor spaces that captivates with its unique beauty.



Concrete Pavers

Concrete pavers are durable, interlocking units that come in various shapes, sizes, and finishes, providing a versatile and visually appealing solution for creating patios, walkways, driveways, and other outdoor surfaces.



Travertine Pavers

Travertine pavers are natural stone tiles cut into uniform shapes, known for their timeless elegance and durability, offering a sophisticated and classic option for creating luxurious outdoor spaces.



Performance and Safety

Product	Resistance to Stains <i>(1 is likely to stain 5 is unlikely)</i>	Temperature Index <i>(1 is cool and 5 is hot)</i>	Slip Resistance <i>(1 non slippery and 5 is very slippery)</i>
Broom Finish Concrete	1	4	1
Spray-Deck	1	2	1
Stamped Overlay/Stencil	4	3	2
Flake Epoxy	5	4.5	4
Stamped Concrete	4	5	4.5
Rubber Coating	4	4	1
Pea-Gravel Overlay	4	4.5	1
Synthetic Turf	5	5	1
Gem-scape™	4.5	2	2
Concrete Pavers	3	5	1
Travertine Pavers	3	1	4

Installation FAQ

Product	Installation Ease	Ownership	Suggested Foreman Experience	Threshold Needed
Broom Finish Concrete	Access	Private	< 2 years	4.5"
Spray-Deck	Need Substrate	Franchise	TBD	1/8"
Stamped Overlay/Stencil	Need Substrate	Private	TBD	2"
Flake Epoxy	Empty Garage	Private	TBD	1/8"
Stamped Concrete	Demo	Private	< 3 years	4.5"
Rubber Coating	Need Substrate	Franchise	TBD	.5"
Pea-Gravel Overlay	Need Substrate	Manufacturer Rep	TBD	3/8"
Synthetic Turf	Access	Private	1	1"
Gem-scape™	Need Substrate	Private	< 5 years	3/8"
Concrete Pavers	Demo	Private	2 years	3.5"
Travertine Pavers	Demo	Private	2 years	3"

Warranty and Maintenance

Warranty	Product	Maintenance
1 Year	Broom Finish Concrete	Powerwash
1-3 Years	Spray-Deck	Re-paint
1 Year	Stamped Overlay/Stencil	Reseal
5-10 years	Flake Epoxy	UV Consideration
1 Year workmanship	Stamped Concrete	Reseal
TBD	Rubber Coating	TBD
5 years	Pea-Gravel Overlay	Reseal
5-10 years	Synthetic Turf	Power Broom
8 years	Gem-scape™	Reseal
2-year workmanship	Concrete Pavers	Reseal or Unsealed
2-year workmanship	Travertine Pavers	Reseal or Unsealed

Customization and Cost

Customization <i>(1 limited and 5 is highly customizable)</i>	Product	Cost
0	Broom Finish Concrete	\$
1	Spray-Deck	\$
3	Stamped Overlay/Stencil	\$\$
2	Flake Epoxy	\$\$
3	Stamped Concrete	\$\$
1.5	Rubber Coating	\$\$\$
1.5	Pea-Gravel Overlay	\$\$\$
2.5	Synthetic Turf	\$\$\$
4	Gem-scape™	\$\$\$
3	Concrete Pavers	\$\$\$\$
3	Travertine Pavers	\$\$\$\$

Did you know that 50% of Homeowners have had a bad experience with contractors?

1 Odd or Unclear Contracts:

Always have a detailed written contract that outlines the scope of work, materials to be used, payment terms and most importantly project timelines. Review the contract thoroughly and clarify any uncertainties in writing before signing.

2 Homeowners are too trusting:

You must choose a contractor that has a strong reputation and deep knowledge of the industry. Understand who will be installing your project, who will be managing it, and how frequently they will update you throughout the project.

3 Communication, Communication, Communication:

Establish clear lines of communication. A reliable contractor should be responsive, provide regular updates on the project's progress, and be open to addressing any concerns or questions you may have.

4 Unclear Timelines and Delays:

Discuss the project timeline and potential delays in advance. While unforeseen circumstances can arise, a reputable contractor should provide a realistic timeline and communicate any adjustments promptly.

5 Surprising Change Orders:

This is common in contracting where a contractor gives a low bid or misses something during the bidding phase and then changes the price once they start your project.

No Change Order Guarantee: If the scope doesn't change, neither does your price. Your estimate is our word.

Fair Price Guarantee: High in quality doesn't have to mean high in price. Our commitment is to offer you a transparent price as if you were family.

For more info
Scan Now



Mention this guide when you sign up with Zion Outdoors to receive \$500 off your project.* Code: 24HCG

Disclaimer: The views and opinions expressed in this handbook are those of the authors based on 21 years of experience and over 20,000 completed projects.

*Minimum purchase required. Cannot be combined with any other offer.

