

# Zion Outdoors 2025

## Hardscape Comparison Guide





# Hi Neighbors,

Welcome to our Hardscape Product Comparison Guide! This resource simplifies choosing the perfect materials for patios, driveways, pool decks, walkways, and more. From classics like concrete and travertine to modern Gem-scape™, we break down options to help you design your dream outdoor space with confidence.

Your Friends, Zion Outdoors



# Transforming Your Space with Confidence

Transforming your outdoor space is exciting, but choosing the right contractor can feel daunting. Your home is one of your most valuable assets, and the contractor you choose is key to protecting it.

According to the Harvard Joint Center for Housing Studies, \$150 billion was spent last year on remodeling repairs and rework, proving how critical it is to get it right the first time. That's why over 25,000 clients, including former governors, MLB players, veterans, and first responders, trust Zion Outdoors.

Here's what they prioritize when choosing a contractor:

- **A Proven Track Record**
- **Durable, High-Quality Products**
- **Affordable Solutions**

So what do you say, let's get started on what you are looking for in your new space!

Jordan Winar, Co-Founder




# Products

## Product Description and Installation




**Broom Finish Concrete**

Broomed finish concrete is a textured surface achieved by running a broom over freshly poured concrete, creating small, parallel grooves that enhance traction and provide a non-slip surface.



**Painted Concrete**

Painted concrete is a, cost-effective option to add color and refresh outdoor surfaces like patios and walkways.




**Spray-Deck**

Spray deck is a textured, non-slip coating that slightly enhances the aesthetic appeal on concrete.



**Stamped Overlay/  
Stencil**

A concrete stencil patio gives existing concrete a personalized and artistic touch.



**Stamped Concrete**

Stamped concrete mimics the look of natural materials by impressing patterns and textures onto freshly poured concrete, creating a cost-effective, aesthetically pleasing surface for various outdoor spaces.




**Rubber Floor**

Rubber coating is a flexible and resilient protective layer that can be applied to surfaces, offering impact resistance, slip resistance, and durability making it ideal for industrial floors.

# Products

## Product Description and Installation




### Flake Epoxy

Flake epoxy flooring is a seamless, high-performance coating that incorporates decorative flakes, providing a durable surface and unique appearance making it ideal for garages or interior warehouses.



### Pea Gravel Overlay

A pea gravel overlay involves embedding small, rounded pebbles into a resin or concrete mixture, resulting in a textured surface that gives it the natural charm of gravel.



### Gem-scape™

Gem-Scape creates the look of stone at a fraction of the cost. This material is cut & colored by hand and customizable to look like tile, brick, travertine or natural flagstone. Lending unique beauty to patios, walkways and outdoor spaces.



### Synthetic Turf

Synthetic turf, also known as artificial grass, is a realistic and low-maintenance alternative to natural grass, offering a lush, green surface that remains vibrant year-round, making it ideal for residential and commercial landscaping.



### Concrete/ Travertine Pavers

Concrete and travertine pavers offer durable, versatile solutions for outdoor spaces. Concrete pavers provide a range of styles for patios, walkways, and driveways, while travertine adds timeless elegance to luxurious designs.



### Cap-Stone™

Elevate your next paver project by adding Cap-Stone™, a natural stone overlay that installs over your existing steps or pool coping with no tear-out required. Eliminate the risk of costly plumbing repairs, landscaping damage, and extended project timelines.

# Performance and Safety

	Stain Resistant	Temperature Control	Slip Resistant
Broom Finish Concrete			✓
Spray-Deck		✓	✓
Stamped Overlay/Stencil	✓	✓	✓
Painted Concrete	✓		✓
Stamped Concrete	✓		
Rubber Floor	✓		✓
Flake Epoxy	✓		
Pea Gravel Overlay	✓		✓
Gem-scape™	✓	✓	✓
Synthetic Turf	✓		✓
Concrete Pavers (Cap-Stone™ )			✓
Travertine Pavers (Cap-Stone™ )	✓	✓	



# Installation FAQ

	Installation Requirements	Threshold Needed
Broom Finish Concrete	<b>Access</b>	<b>4.5"</b>
Spray-Deck	<b>Overlay/Resurface</b>	<b>1/8"</b>
Stamped Overlay/Stencil	<b>Overlay/Resurface</b>	<b>2"</b>
Painted Concrete	<b>Overlay/Resurface</b>	<b>4.5"</b>
Stamped Concrete	<b>Demolition</b>	<b>4.5"</b>
Rubber Floor	<b>Overlay/Resurface</b>	<b>1/2"</b>
Flake Epoxy	<b>Empty Garage</b>	<b>1/8"</b>
Pea Gravel Overlay	<b>Overlay/Resurface</b>	<b>3/8"</b>
Gem-scape™	<b>Overlay/Resurface</b>	<b>3/8"</b>
Synthetic Turf	<b>Access</b>	<b>1"</b>
Concrete Pavers (Cap-Stone™ )	<b>Demolition/Overlay</b>	<b>3.5"</b>
Travertine Pavers (Cap-Stone™ )	<b>Demolition/Overlay</b>	<b>3"</b>

# Warranty & Maintenance

	Warranty	Maintenance
Broom Finish Concrete	1 year	Powerwash
Spray-Deck	1-3 Years	Re-paint
Stamped Overlay/Stencil	1 Year	Reseal
Painted Concrete	1 Year	Reseal
Stamped Concrete	1 Year Workmanship	Reseal
Rubber Floor	Dealer Specific	UV Consideration
Flake Epoxy	5-10 Years	UV Consideration
Pea Gravel Overlay	5 Years	Reseal
Gem-scape™	8 Years	Reseal
Synthetic Turf	5-10 Years	Power Broom
Concrete Pavers	2 Year Workmanship	Reseal or Unsealed
Travertine Pavers	2 Year Workmanship	Reseal or Unsealed

# Customization & Cost

0= No customization  
4= Highly customizable

	Customization	Cost
Broom Finish Concrete	0	\$
Spray-Deck	1	\$
Stamped Overlay/Stencil	3	\$\$
Painted Concrete	3	\$\$
Stamped Concrete	3	\$\$
Rubber Floor	1.5	\$\$\$
Flake Epoxy	2	\$\$
Pea Gravel Overlay	1.5	\$\$\$
Gem-scape™	4	\$\$\$
Synthetic Turf	2.5	\$\$\$
Concrete Pavers	3	\$\$\$\$\$
Travertine Pavers	3	\$\$\$\$\$

# Did You Know?

50% of Homeowners have had a bad experience with contractors?

1

## Odd or Unclear Contracts:

Always have a detailed written contract that outlines the scope of work, materials to be used, payment terms and most importantly project timelines. Review the contract thoroughly and clarify any uncertainties in writing before signing.

2

## Homeowners are too trusting:

You must choose a contractor that has a strong reputation and deep knowledge of the industry. Understand who will be installing your project, who will be managing it, and how frequently they will update you throughout the project.

3

## Communication, Communication, Communication:

Establish clear lines of communication. A reliable contractor should be responsive, provide regular updates on the project's progress, and be open to addressing any concerns or questions you may have.

4

## Unclear Timelines and Delays:

Discuss the project timeline and potential delays in advance. While unforeseen circumstances can arise, a reputable contractor should provide a realistic timeline and communicate any adjustments promptly.

5

## Surprising Change Orders:

This is common in contracting where a contractor gives a low bid or misses something during the bidding phase and then changes the price once they start your project.

## The Zion Outdoors Difference

**No Change Order Guarantee:** If the scope doesn't change, neither does your price. Your estimate is our word.

**Fair Price Guarantee:** High in quality doesn't have to mean high in price. Our commitment is to offer you a transparent price as if you were family.

# Let's Build the Outdoor Space You Deserve

## About Zion Outdoors

At Zion Outdoors, we specialize in transforming outdoor spaces into stunning, functional retreats. With years of experience and a passion for quality craftsmanship, we bring our clients' visions to life through custom hardscaping solutions. From patios and walkways to fire pits and complete backyard makeovers, we're dedicated to creating spaces where memories are made and enjoyed for years to come.

## Why Choose Us?

- **Proven Expertise:** With a seasoned team of professionals, we deliver outstanding results tailored to each client's unique needs.
- **Top-Quality Materials:** We use only the best materials, including innovative options like GemScape™, to ensure lasting beauty and performance.
- **Veteran Support Program:** For every 100 projects we complete, we give back by providing a free project to a veteran, a commitment we proudly uphold through our Walkways 4 Warriors program.
- **Customer-Centric Approach:** Your satisfaction is our priority. From consultation to completion, we're here to make your experience seamless and enjoyable.

## Let's Create Together

Whether you're looking to revamp a small patio or design a grand outdoor living area, Zion Outdoors is here to help. Let's build a space you'll love coming home to. Reach out today to schedule your consultation and start your journey toward the perfect outdoor haven.

Disclaimer: The views and opinions expressed in this handbook are those of the authors based on 21 years of experience and over 20,000 completed projects. Minimum purchase required. Cannot be combined with any other offer.

Scan Now For  
More Info



Mention this guide when you sign up with Zion Outdoors to receive \$500 off your project.\*  
Code: 25HCG